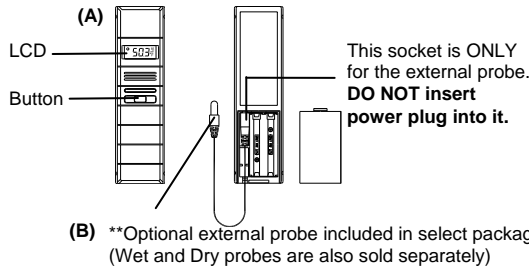


**TX60U-IT La Crosse Alerts™  
Temperature and Humidity Kit**

TX60U-IT temperature and humidity sensor measures:

- (A) Ambient air temperature and humidity (Channel 1)
- (B) Probe temperature (Channel 2): \*\*Use the optional 6 Ft. detachable temperature probe to measure water (Wet probe only), soil, air, etc.



The sensor sends the temperature and humidity measurements to a La Crosse Alerts™ Internet Gateway (included) with a wireless range of over 200 Ft. (60.96 m). The Gateway uses your high-speed Internet connection to upload the temperature and humidity measurements to your included [www.lacrossealerts.com](http://www.lacrossealerts.com) account. Once set up, you can login to your account and view your temperature and humidity sensor(s) with an Internet-connected mobile device, tablet or computer with a web browser.

**MONITORING OPTIONS**

**Note:** The sensor case is weather resistant, not water proof. The sensor case cannot get wet, and may be affected by high humidity conditions. \*\*The optional Wet probe is designed to measure wet environments like a pool or aquarium.

- **Humidity monitoring\*:**
  - Pianos and other musical instruments
  - Greenhouses
  - Reptile terrariums
  - Cigar storage/humidors
  - Allergies (dust mites & mold)
  - Laundry rooms and basements at rental properties or vacation homes
- **Storage conditions (temperature and humidity)\*:**
  - R.V. storage
  - Warehouses
  - Long-term storage
- **Temperature monitoring using optional detachable Wet probe\*:**
  - Pools, spas hot tubs
  - Aquariums, terrariums and other pet care
  - Bird baths
  - Home beer brewing
- **Temperature monitoring using optional detachable Dry probe\*:**
  - Refrigerators, freezers, laundry rooms and basements at rental properties or vacation homes
  - Food service
  - Computers/ server rooms
  - Soil temperature using probe:
    - Farms
    - Gardens
    - Greenhouses

\* **Disclaimers:** La Crosse Technology, LTD. ("La Crosse") provides various alert and monitoring services to aid users. (1) Service providers may charge users for alert services. Standard messaging and data rates apply and will be billed to the customer's wireless account. Customers may be unable to receive text messaging or data service in some areas due to unavailability of service. (2) La Crosse shall not be liable for accuracy, usefulness or availability of data transmitted via the service. Users are solely responsible for damages to persons or property by service use.

**ADD-ON SENSOR PACKAGE CONTENTS**

1. TX60U-IT Wireless temperature and humidity sensor
2. Mounting hardware
3. Instruction manual
4. Activation key card (IMPORTANT for set up. Do not throw away)
5. Internet Gateway, AC adapter and LAN cable
6. 6 ft. Temperature Probe\*\* (\*\* Wet or dry probes are included with select packages only. Some packages do not include a detachable probe. Wet and dry probes are also sold separately.)

**ADDITIONAL EQUIPMENT (NOT INCLUDED)**

- Two fresh AAA, IEC LR03, 1.5V Alkaline batteries
- Browser with high speed Internet
- Network router - **Note:** If your router has no available LAN ports, use a network switch to add ports to your network.

**OPTIONAL CHANNEL 2 PROBE (Wet Probe or Dry Probe)**

If the optional probe for the temperature and humidity sensor is not included or is unplugged, the LCD on the temperature and humidity sensor will display "nC" for the CHANNEL 2 reading. \*\*A wet or dry probe can be plugged into the sensor at any time without resetting the units.

**ACTIVATION**

See the Activation Card in the package for setup instructions and the Activation Key. The Activation Key is necessary to activate your sensor and Gateway. Please keep your Activation Card for reference.

Create an account and activate devices using a computer or tablet:

[www.lacrossealerts.com](http://www.lacrossealerts.com)

If you have lost your Activation Card with the Activation Key, please contact customer support for assistance:

**Support:**  
[www.lacrossetechnology.com/support/alerts](http://www.lacrossetechnology.com/support/alerts)  
Phone: (608) 785-7920



**1 YEAR OF ENHANCED SERVICE WITH ALERTS AND 4 YEARS OF BASIC SERVICE ARE INCLUDED WITH YOUR ACTIVATION KEY**

Once the Gateway and sensor is activated on your [www.lacrossealerts.com](http://www.lacrossealerts.com) account, you can monitor your sensors online and set up custom e-mail and text message alerts\*.

**MEASUREMENT LOG DOWNLOAD**

Once the sensor is activated and building a measurement log, you can download the data as a comma separated values (CSV) file. You must use an application such as Microsoft Excel® or Google Docs® that supports comma separated values (CSV) formatted files to view the table data.

**IMPORTANT SETUP & OPERATION NOTES**

- The sensor should be placed in a dry, shaded area. Please avoid a location with direct sun, as that will cause incorrect readings.
- Fog and mist will not harm the sensor but direct rain must be avoided. **Note:** Exposing the sensor case to extreme humidity may temporarily disrupt data. The sensor case reads humidity, but should not be submerged in water. \*\*Attach a 6 ft. wet probe to measure water temperature.
- The sensor has a wireless range of 200 feet (60.96 m). Keep in mind that the 200 ft. range equates to open air with no obstructions, and that radio waves DO NOT curve around objects. Actual transmission range will vary depending on what is in the path of the signal. Each obstruction (roof, walls, floors, ceilings, thick trees, etc.) will effectively cut signal range in half.  
  
Metal siding, stucco, and some types of glass can reduce signal range by as much as ¼ or more, compared to the ½ reduction typical of most obstructions. It is possible to receive a signal through these materials, however maximum range will be reduced due to their tendency to absorb or reflect a much larger portion of the sensor's signal.
- The sensor measures and updates the temperature and humidity on the LCD every 6 seconds. Note: The new measurement is reported to your account at intervals that you select using your online account.

**BATTERY REPLACEMENT**

1. Remove the battery cover by sliding the cover down.
2. Observing the correct polarity install 2 AAA Alkaline batteries. The batteries will fit tightly (to avoid start-up problems make sure they do not spring free).
3. Do not mix old and new batteries.
4. Do not mix alkaline, standard or rechargeable batteries.
5. Replace the battery cover by sliding upwards.  
Be sure battery cover is on securely.

**LOW BATTERY INDICATOR**

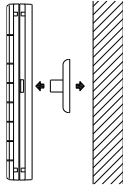
When batteries are low, the low battery indicator shows up on the LCD. You will receive an e-mail or mobile text message alert when the battery power of the sensor is low. Change the batteries immediately.

**Note:** The LED turns ON briefly after changing batteries. The LED turns OFF when not needed to save battery power. The previously stored information in the sensor will not be affected or cancelled while you change the batteries.

## MOUNTING

### THE TX60U-IT TEMPERATURE & HUMIDITY SENSOR

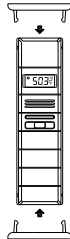
The sensor can be mounted onto a wall with the use of screws  
**MOUNTING WITH SCREWS**



1. Remove the mounting bracket from the sensor.
2. Place the mounting bracket over the desired location.
3. Mark the mounting surface with a pencil through the two screw holes of the bracket.
4. Screw the mounting bracket onto the mounting surface. Ensure that the screws are tight against the bracket.
5. Insert the sensor into the bracket.

### TABLE STANDING AND OTHER MOUNTING OPTIONS

With the mounting bracket installed at the bottom or on the top of the sensor, the user can place it on any flat surface.



#### **Note:**

Before permanently fixing the sensor mounting bracket, place all units in the desired locations to check that the outdoor temperature & humidity readings are receivable. In event that the signal is not received, relocate the sensor or move them slightly as this may help the signal reception.

## MAINTENANCE AND CARE

- Extreme temperatures, vibration, and shock should be avoided to prevent damage to the units.
- Clean displays and units with a soft, damp cloth. Do not use solvents or scouring agents; they may mark the displays and casings.
- Do not submerge the sensor case in water.
- Avoid kinking the temperature probe cable.
- Immediately remove all low powered batteries to avoid leakage and damage.
- Opening the casings invalidates the warranty. Do not try to repair the unit. Contact La Crosse Technology® for repairs.

## SPECIFICATIONS

<b>Device sensor:</b>	
Temperature range:	-40°F to 140°F with 0.2°F resolution "OFL" displayed if outside this range.
Humidity measuring range:	3% to 99%
Transmission range:	200 feet (60.96 m) in open space
<b>**Optional probe sensor:</b>	
Temperature range:	-40°F to 140°F with 0.2°F resolution "OFL" displayed if outside this range, and displayed "nC" if probe is not connected.
<b>Power Supply:</b>	
Temperature transmitter :	2 x AAA, IEC LR03, 1.5V
Battery life cycle:	Approximately 24 months
Recommended battery type:	Alkaline
<b>Dimensions (H x W x D):</b>	5.23" x 0.76" x 1.44"

## WARRANTY INFORMATION

La Crosse Technology, Ltd provides a 1-year limited warranty on this product against manufacturing defects in materials and workmanship.

This limited warranty begins on the original date of purchase, is valid only on products purchased and used in North America and only to the original purchaser of this product. To receive warranty service, the purchaser must contact La Crosse Technology, Ltd for problem determination and service procedures. Warranty service can only be performed by a La Crosse Technology, Ltd authorized service center. The original dated bill of sale must be presented upon request as proof of purchase to La Crosse Technology, Ltd or La Crosse Technology, Ltd's authorized service center.

La Crosse Technology, Ltd will repair or replace this product, at our option and at no charge as stipulated herein, with new or reconditioned parts or products if found to be defective during the limited warranty period specified above. All replaced parts and products become the property of La Crosse Technology, Ltd and must be returned to La Crosse Technology, Ltd. Replacement parts and products assume the remaining original warranty, or ninety (90) days, whichever is longer. La Crosse Technology, Ltd will pay all expenses for labor and materials for all repairs covered by this warranty. If necessary repairs are not covered by this warranty, or if a product is examined which is not in need or repair, you will be charged for the repairs or examination. The owner must pay any shipping charges incurred in getting your La Crosse Technology, Ltd product to a La Crosse Technology, Ltd authorized service center. La Crosse Technology, Ltd will pay ground return shipping charges to the owner of the product to a USA address only.

Your La Crosse Technology, Ltd warranty covers all defects in material and workmanship with the following specified exceptions: (1) damage caused by accident, unreasonable use or neglect (including the lack of reasonable and necessary maintenance); (2) damage occurring during shipment (claims must be presented to the carrier); (3) damage to, or deterioration of, any accessory or decorative surface; (4) damage resulting from failure to follow instructions contained in your owner's manual; (5) damage resulting from the performance of repairs or alterations by someone other than an authorized La Crosse Technology, Ltd authorized service center; (6) units used for other than home use (7) applications and uses that this product was not intended or (8) the products inability to receive a signal due to any source of interference.. This warranty covers only actual defects within the product itself, and does not cover the cost of installation or removal from a fixed installation, normal set-up or adjustments, claims based on misrepresentation by the seller or performance variations resulting from installation-related circumstances.

LA CROSSE TECHNOLOGY, LTD WILL NOT ASSUME LIABILITY FOR INCIDENTAL, CONSEQUENTIAL, PUNITIVE, OR OTHER SIMILAR DAMAGES ASSOCIATED WITH THE OPERATION OR MALFUNCTION OF THIS PRODUCT. THIS PRODUCT IS NOT TO BE USED FOR MEDICAL PURPOSES OR FOR PUBLIC INFORMATION. THIS PRODUCT IS NOT A TOY. KEEP OUT OF CHILDREN'S REACH.

This warranty gives you specific legal rights. You may also have other rights specific to your State. Some States do not allow the exclusion of consequential or incidental damages therefore the above exclusion of limitation may not apply to you.

For warranty work, technical support, or information, please contact:  
 La Crosse Technology, Ltd  
 2817 Losey Blvd. S.  
 La Crosse, WI 54601

Create an account and activate devices using a computer or tablet:

[www.lacrossealerts.com](http://www.lacrossealerts.com)

If you have lost your Activation Card with the Activation Key, please contact customer support for assistance:

**Support:**  
[www.lacrossetechnology.com/support/alerts](http://www.lacrossetechnology.com/support/alerts)  
 Phone: (608) 785-7920



**For online product information:** [www.lacrossetechnology.com/alerts](http://www.lacrossetechnology.com/alerts)

## FCC DISCLAIMER

This device complies with part 15 of the FCC rules. Operation is subject to the following two conditions:

- (1) This device may not cause harmful interference.
- (2) This device must accept any interference received, including interference that may cause undesired operation.

All rights reserved. This handbook must not be reproduced in any form, even in excerpts, or duplicated or processed using electronic, mechanical or chemical procedures without written permission of the publisher.

This handbook may contain mistakes and printing errors. The information in this handbook is regularly checked and corrections made in the next issue. We accept no liability for technical mistakes or printing errors, or their consequences.

All trademarks and patents are acknowledged.

LT04192012